


# Tradeline Plus

The same 40mm profile and great value for money as the standard Tradeline worktop range, but now 20% longer! The new 3600mm worktop and two sizes of breakfast bars provides you with even greater design flexibility.



Taurus Black (satin) *	
Design code	3478-90
Also available ColorFill	CF145
Upstand	Yes
Splashback	No
Sheet laminate	Yes



Taurus Black (gloss) *	
Design code	3478-01
Also available ColorFill	CF145
Upstand	Yes
Splashback	Yes
Sheet laminate	Yes




Black Labrador (satin) *	
Design code	3394-90
Also available ColorFill	CF145
Upstand	Yes
Splashback	No
Sheet laminate	Yes



Black Slate (satin) *	
Design code	4556-90
Also available ColorFill	CF145
Upstand	Yes
Splashback	Yes
Sheet laminate	Yes



Stone Rose (gloss) *	
Design code	3409-01
Also available ColorFill	CF230
Upstand	Yes
Splashback	No
Sheet laminate	Yes



Granite (matt) *	
Design code	4550-60
Also available ColorFill	CF36
Upstand	No
Splashback	No
Sheet laminate	Yes



Blocked Oak (matt) *	
Design code	4206-60
Also available ColorFill	CF43
Upstand	Yes
Splashback	No
Sheet laminate	Yes



Solid Beech Block (matt) *	
Design code	4256-60
Also available ColorFill	CF91
Upstand	No
Splashback	No
Sheet laminate	Yes

Specification
The Tradeline Plus high pressure decorative laminate surface is manufactured to EN438, and is inherently heat, moisture and UV resistant. The surface also provides protection from impact and is highly resistant to wear
10mm corner radius to top and bottom edges
The substrate is a high density chipboard manufactured to EN312 part 3 P2 grade
The rear edge is sealed against moisture ingress with an injected hot melt wax
A resin impregnated foil is applied to the underside of the worksurface to offer moisture resistance
The decorative laminate is wrapped under the worktop to provide a drip barrier against water ingress
The underside of the worksurface is rebated along the full length and a polyurethane resin is inserted to act as an additional moisture barrier
Worktops are supplied with a half length laminate edging strip
New easy to handle breakfast bars (2000 x 900 x 40mm and 3000 x 665 x 40mm)

## Please note

Those decors marked \* have been transferred to the Tradeline Plus range from the discontinued Resopal range of worktops.

## Benefits

- 3600mm length worktops means fewer joints, easier fitting and cleaner lines
- New easy to handle breakfast bars (2000 x 900 x 40mm and 3000 x 665 x 40mm)
- Excellent value
- Great choice of popular colours and textures

- Superior moisture protection
- Tradeline Plus worktops are protected during transit by heavy duty shrink wrapped polythene
- Tradeline Plus features an identical profile to the standard 40mm Tradeline range for a perfect match

# TradelinePlus

### Samples

Tradeline Plus samples can be requested in 3 ways: via our free 24 hour faxline: 0800 634 0113, by calling 0121 561 4245 or simply emailing us at: [sales@blackheathproducts.co.uk](mailto:sales@blackheathproducts.co.uk)



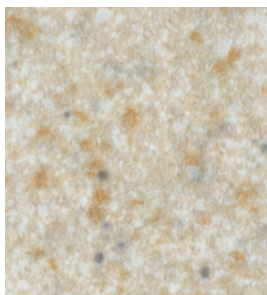
# Tradeline Plus

# 40mm



**Venice Granite (gloss)**

Design code	3451-01
Also available ColorFill	CF93
Upstand	No
Splashback	No
Sheet laminate	Yes



**Carara (matt)**

Design code	3094-60
Also available ColorFill	CF17
Upstand	No
Splashback	No
Sheet laminate	Yes



**Bella Capri (deep star)**

Design code	1822-35
Also available ColorFill	CF13
Upstand	No
Splashback	No
Sheet laminate	Yes




**Jamocha (gloss)**

Design code	3048-01
Also available ColorFill	CF257
Upstand	No
Splashback	No
Sheet laminate	Yes



**Grey Marble (slate)**

Design code	3477XX
Also available ColorFill	CF89
Upstand	No
Splashback	No
Sheet laminate	Yes




**Dark Basalt (slate)**

Design code	3293XX
Also available ColorFill	CF145
Upstand	No
Splashback	No
Sheet laminate	Yes

Size	Ref
Worktops (Satin, matt)	
3600x600x40	40.57.34
Worktops (Slate, Gloss, Deep Star)	
3600x600x40	40.05.55
Breakfast bar (Satin, matt)	
3000x665x40	40.00.95
2000x900x40	40.33.84
Breakfast bar (Slate, Gloss, Deep Star)	
3000x665x40	40.05.97
2000x900x40	40.15.85
Splashbacks (Satin, matt)	
2400x1200x9mm	40.85.19
2400x600x9mm	40.16.94
Splashbacks (Slate, Gloss, Deep Star)	
2400x1200x9mm	40.55.201
2400x600x9mm	40.10.55
Upstands (Satin, matt)	
3000x70x12mm	40.71.71
Upstands (Slate, Gloss, Deep Star)	
3000x70x12mm	40.80.91
Sheet laminate*	
Tradeline 3050x1320mm (all finishes)	40.67.33
Tradeline Plus 3660x1320mm (all finishes)	40.15.04

\* Please note: Tradeline sheet laminate is a non-stock item and is normally available within 10 working days of order.



### Warranty

Tradeline worktops use a high pressure laminate surface which is guaranteed to BS EN 438.

